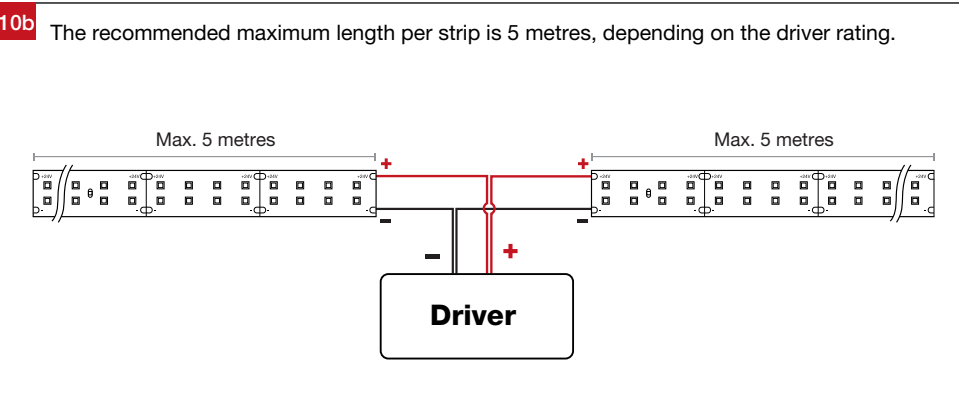
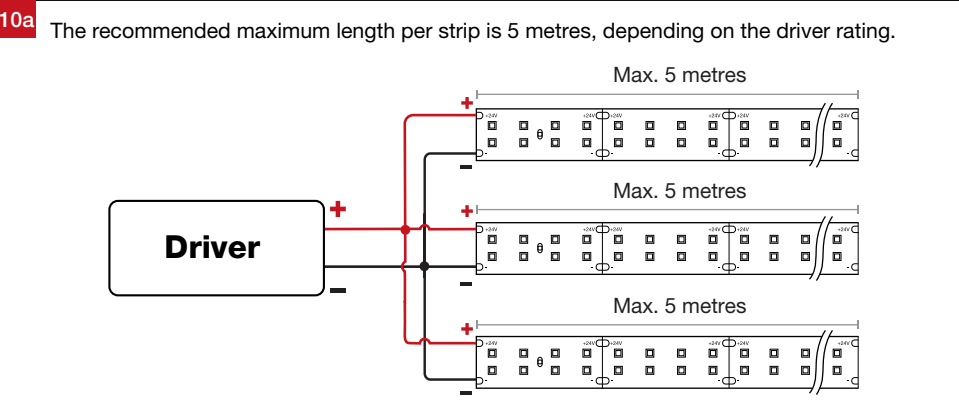

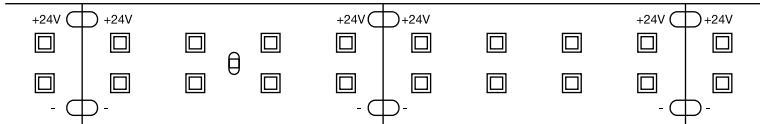


Wiring Diagrams



Flexiled XF24144 Flexible Strip Installation Guide

V1-05.12.2024 Product designs and technical data may be subject to change.



For warranty information, please visit trendlighting.com.au/warranty

When handling this product, care must be taken to avoid damaging the LED strip, as damage caused by improper handling is not covered under warranty.

Important Safety Information

Please read these installation instructions carefully before installing this luminaire.

- Installation and maintenance of this product must be carried out by an individual with the necessary skills, in compliance with the latest regulations and relevant legislation.
- Isolate the mains power supply prior to installation.
- Only reconnect mains power after installation is completed.
- This product is not user serviceable.

Approvals & Notes

The RCM marking of this product applies to AS/NZS 4417.1 "Regulatory compliance mark (RCM) for electrical and electronic equipment". This product is designed to conform to AS/NZS 60598 "Luminaires, general requirements and tests".



Product Code	Dimensions	Maximum Length
XF24144	1000 (L) x 30 (W) x 2 (H) mm	12 metres *

* Custom length is available up to 12 metres.

For applicable extrusions, please refer to the **XF24144 datasheet**.

