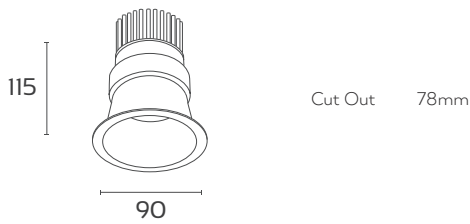




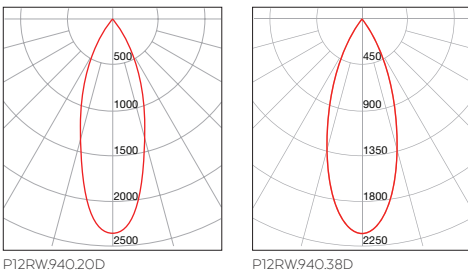
PLATINUM P12R

Architectural design, remarkable efficiency and class leading light performance are the typical traits that make the Platinum P12R the ultimate downlight.

Dimensions



Photometry



Order Code

Example Code: **P12RW** . **930** . **20D** (White Trim 3000K 20° Beam)

P12RW White Trim **930** 3000K **20D** 20° Beam

P12RB Black Trim **940** 4000K **38D** 38° Beam

1500+
COB LUMENS

94+
CRI

5 YEAR
WARRANTY


LED Characteristics

Luminous Flux	1216 lm (4000K, 38° Beam)
CCT	2700K 3000K 4000K
CRI	94+
Efficacy	≥ 101 lm/w
Colour Deviation	SDCM ≤ 3
Lifetime	> 60,000hrs (L80 B10)
Beam Angle	20° 38°

Driver Characteristics

Power Consumption	11.9 W Typical
Nominal Voltage	240 V AC 50/60 Hz
Voltage Range	220 - 265 V AC
Power Factor	>0.93
Circuit Protection	OVP OCP OTP
Dimming	Leading & Trailing Edge (to 10%) DALI Optional

Environmental Characteristics

Ingress Protection	IP65 
Operating Temperature	-25° to 60°C

Warranty

5 Years